



# MIDLAND METAL MFG

Fittings, Valves, Clamps & Accessories for Hose, Pipe and Tube

**ORDERS MUST BE PLACED BY EMAILING  
SPECIALS@MIDLANDMETAL.COM**

## INDONESIAN VALVES



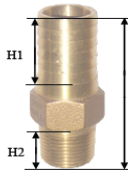


Use your Midland Metal multiplier to calculate cost.



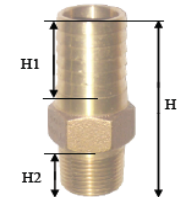


**YOUR IMAGINATION IS YOUR ONLY LIMIT!**



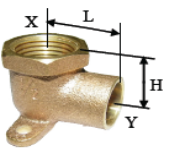
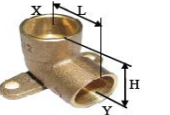
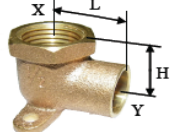

|   | <b>PART</b>            | <b>DESCRIPTION</b>                           | <b>SIZE</b>          | <b>Case Qty</b> | <b>List</b>  |
|---|------------------------|--|----------------------|-----------------|--------------|
| Image   | <b>NUMBER</b>          | <b>BRASS SWING CHECK VALVE</b>               |                      | master          | <b>Price</b> |
|    |                        | IPS SWING CHECK VALVE                        | 3/8"                 | 120             | 9.19         |
|   |                        | <b>BRASS SWING CHECK VALVE W/RUBBER SEAT</b> |                      |                 |              |
|   | IPS                    | IPS SWING CHECK VALVE                        | 3/8"                 | 120             | 9.47         |
|   |                        | <b>BRASS STOP VALVE</b>                      |                      |                 |              |
|    |                        | STOP VALVE                                   | 1/2" FIP             | 100             | 8.98         |
|   |                        | STOP VALVE                                   | 3/4" FIP             | 100             | 9.92         |
|   |                        | STOP & WASTE VALVE                           | 1/2" FIP             | 100             | 9.36         |
|   | MV4                    | STOP & WASTE VALVE                           | 3/4" FIP             | 100             | 10.30        |
|    |                        | STOP VALVE                                   | 1/2" CXC             | 100             | 7.87         |
|   |                        | STOP VALVE                                   | 3/4" CXC             | 100             | 9.20         |
|   |                        | STOP & WASTE VALVE                           | 1/2" CXC             | 100             | 8.25         |
|   | MV8                    | STOP & WASTE VALVE                           | 3/4" CXC             | 100             | 9.58         |
|   |                        | <b>BRASS BOILER DRAIN</b>                    |                      |                 |              |
|   |                        | BOILER DRAIN                                 | 1/2" FIP X 3/4" HOSE | 100             | 8.20         |
|   |                        | BOILER DRAIN                                 | 3/4" FIP X 3/4" HOSE | 100             | 8.86         |
|   |                        | BOILER DRAIN                                 | 1/2" MIP X 3/4" HOSE | 100             | 8.53         |
|   | FIP X MHT<br>JVL V Z T | BOILER DRAIN                                 | 3/4" MIP X 3/4" HOSE | 100             | 8.70         |
|   |                        | <b>BRASS VACUUM BREAKER</b>                  |                      |                 |              |
|  |                        | MANUAL DRAINING VACUUM BREAKER               | 3/4"                 | 100             | 7.85         |
|   | V DU                   | MANUAL DRAINING VACUUM BREAKER               | 3/4"                 | 200             | 5.37         |
|   |                        | <b>BRASS FLOAT VALVE</b>                     |                      |                 | -            |
|  |                        | FLOAT VALVE                                  | 3/8" MNPS            | 72              | 13.86        |
|   |                        | FLOAT VALVE                                  | 1/2" MNPS            | 72              | 17.20        |
|   | PLA3                   | FLOAT VALVE                                  | 3/4" MNPS            | 48              | 22.68        |

|  |       |                                    |                               |     |       |
|--|-------|------------------------------------|-------------------------------|-----|-------|
|  |       | <b>BRASS WATER METER COUPLING</b>  |                               |     |       |
|   |       | WATER METER COUPLING               | 1/2" MIP X 3/4" FIP           | 160 | 5.80  |
|  |       | WATER METER COUPLING               | 3/4" MIP X 1" FIP             | 100 | 8.54  |
|  |       | WATER METER COUPLING               | 1" MIP X 1-1/4" FIP           | 80  | 11.55 |
|  |       | WATER METER COUPLING               | 1-1/2" MIP X 2" FIP           | 24  | 25.04 |
|  | MC7   | WATER METER COUPLING               | 2" MIP X 2-1/2" FIP           | 20  | 33.96 |
|  |       | <b>BRASS WATER SERVICE FITTING</b> |                               |     |       |
|  | SCC33 | STRAIGHT COUPLING                  | 3/4" P.J. CTS X 3/4" P.J. CTS | 60  | 25.26 |
|  | SCC34 | STRAIGHT COUPLING                  | 3/4" P.J. CTS X 1" P.J. CTS   | 60  | 26.65 |
|  | SCC44 | STRAIGHT COUPLING                  | 1" P.J. CTS X 1" P.J. CTS     | 48  | 31.49 |
|  | SMC33 | STRAIGHT COUPLING                  | 3/4" MIP X 3/4" P.J. CTS      | 60  | 17.52 |
|  | SMC34 | STRAIGHT COUPLING                  | 3/4" MIP X 1" P.J. CTS        | 60  | 20.96 |
|  | SMC43 | STRAIGHT COUPLING                  | 1" MIP X 3/4" P.J. CTS        | 48  | 18.92 |
|  |       | STRAIGHT COUPLING                  | 1" MIP X 1" P.J. CTS          | 48  | 24.51 |
|  |       | STRAIGHT COUPLING                  | 3/4" FIP X 3/4" P.J. CTS      | 60  | 14.83 |
|  |       | STRAIGHT COUPLING                  | 1" FIP X 3/4" P.J. CTS        | 48  | 17.95 |
|  |       | STRAIGHT COUPLING                  | 1" FIP X 1" P.J. CTS          | 48  | 22.36 |
|  |       | STRAIGHT COUPLING                  | 1-1/4" FIP X 1-1/4" P.J. CTS  | 36  | 36.44 |
|  | SFC66 | STRAIGHT COUPLING                  | 1-1/2" FIP X 1-1/2" P.J. CTS  | 36  | 59.54 |
|  | SFC77 | STRAIGHT COUPLING                  | 2" FIP X 2" P.J. CTS          | 24  | 70.18 |
|  | SPP33 | STRAIGHT COUPLING                  | 3/4" P.J. PEP X 3/4" P.J. PEP | 60  | 33.32 |
|  | SPP44 | STRAIGHT COUPLING                  | 1" P.J. PEP X 1" P.J. PEP     | 48  | 54.28 |
|  | SCP33 | STRAIGHT COUPLING                  | 3/4" P.J. CTS X 3/4" P.J. PEP | 60  | 27.94 |
|  | SCP34 | STRAIGHT COUPLING                  | 3/4" P.J. CTS X 1" P.J. PEP   | 48  | 44.60 |
|  | SCP43 | STRAIGHT COUPLING                  | 1" P.J. CTS X 3/4" P.J. PEP   | 48  | 33.10 |
|  | SML33 | STRAIGHT COUPLING                  | 3/4" MIP X 3/4" P.J.          | 60  | 25.37 |

|   |          |                          |                               |     |       |
|---|----------|--------------------------|-------------------------------|-----|-------|
|   | SML44    | STRAIGHT COUPLING        | 1" MIP X 1" P.J.              | 48  | 36.87 |
|    | TCCC333  | TEE COUPLING             | 3/4" X 3/4" X 3/4" P.J. CTS   | 48  | 41.38 |
|   |          | TEE COUPLING             | 3/4" X 3/4" X 1" P.J. CTS     | 48  | 45.14 |
|   |          | TEE COUPLING             | 1" X 1" X 1" P.J. CTS         | 36  | 53.85 |
|   |          | TEE COUPLING             | 3/4" X 3/4" P.J. CTS          | 48  | 34.18 |
|   | TCCF444  | TEE COUPLING             | 1" X 1" P.J. CTS              | 36  | 46.75 |
|    |          | ELL COUPLING             | 3/4" X 3/4" P.J. PEP          | 48  | 39.77 |
|   |          | ELL COUPLING             | 3/4" X 3/4" P.J. CTS          | 48  | 26.98 |
|   |          | ELL COUPLING             | 1" X 1" P.J. CTS              | 36  | 37.78 |
|   |          | ELL COUPLING             | 3/4" P.J. CTS X 3/4" P.J. PEP | 48  | 32.89 |
| <b>BRONZE C84400 STRAIGHT ADAPTER</b>   |          |                          |                               |     |       |
|    |          | MIP X INSERT ADAPTER     | 1/2" MIP X 1/2" INSERT        | 200 | 3.49  |
|   |          | MIP X INSERT ADAPTER     | 3/4" MIP X 3/4" INSERT        | 100 | 4.88  |
|   |          | MIP X INSERT ADAPTER     | 3/4" MIP X 1" INSERT          | 100 | 7.55  |
|   |          | MIP X INSERT ADAPTER     | 1" MIP X 1" INSERT            | 100 | 9.78  |
|   | ADP45Z1  | MIP X INSERT ADAPTER     | 1" MIP X 1-1/4" INSERT        | 100 | 12.04 |
| <b>BRONZE C84400 STRAIGHT ADAPTER</b>   |          |                          |                               |     |       |
|  |          | INSERT X INSERT          | 1/2" X 1/2"                   | 100 | 4.60  |
|   |          | INSERT X INSERT          | 3/4" X 3/4"                   | 100 | 6.45  |
|   |          | INSERT X INSERT          | 1" X 1"                       | 100 | 8.15  |
|   |          | INSERT X INSERT          | 1-1/4" X 1-1/4"               | 100 | 12.85 |
|   | ADP6X6Z1 | INSERT X INSERT          | 1-1/2" X 1-1/2"               | 50  | 18.60 |
|   | ADP7X7Z1 | INSERT X INSERT          | 2" X 2"                       | 50  | 25.70 |
| <b>BRONZE C84400 TEE ADAPTER</b>  |          |                          |                               |     |       |
|  |          | INSERT X INSERT X INSERT | 1-1/2" X 1-1/4" X 1-1/4"      | 50  | 28.59 |

|   |                          |                                       |                            |                            |       |       |
|---|--------------------------|---------------------------------------|----------------------------|----------------------------|-------|-------|
|   |                          | <b>BRONZE C84400 TEE ADAPTER</b>      |                            |                            |       |       |
|    | INSERT X INSERT X MIP    |                                       | 3/4" X 3/4" X 3/4"         | 100                        | 10.25 |       |
|   | INSERT X INSERT X MIP    |                                       | 1" X 1" X 3/4"             | 100                        | 13.25 |       |
|   | INSERT X INSERT X MIP    |                                       | 1" X 1" X 1"               | 100                        | 15.75 |       |
|   | ADPT5515Z1               | INSERT X INSERT X MIP                 |                            | 1-1/4" X 1-1/4" X 1-1/4"   | 50    | 25.75 |
|   |                          | <b>BRONZE C84400 ELBOW ADAPTER</b>    |                            |                            |       |       |
|    | MIP X INSERT ADAPTER     |                                       | 3/4" MIP X 3/4" INSERT     | 100                        | 8.81  |       |
|   | MIP X INSERT ADAPTER     |                                       | 3/4" MIP X 1" INSERT       | 100                        | 10.32 |       |
|   | ADPL55Z1                 | MIP X INSERT ADAPTER                  |                            | 1-1/4" MIP X 1-1/4" INSERT | 50    | 20.22 |
|   | ADPL3X3Z1                | INSERT X INSERT                       |                            | 3/4" X 3/4"                | 100   | 7.31  |
|   | ADPL4X4Z1                | INSERT X INSERT                       |                            | 1" X 1"                    | 100   | 10.48 |
|   | ADPL5X5Z1                | INSERT X INSERT                       |                            | 1-1/4" X 1-1/4"            | 50    | 23.48 |
|   |                          | <b>BRONZE C83600 STRAIGHT ADAPTER</b> |                            |                            |       |       |
|   | MIP X INSERT ADAPTER     |                                       | 1" MIP X 1" INSERT         | 100                        | 10.43 |       |
|   | MIP X INSERT ADAPTER     |                                       | 1-1/4" MIP X 1" INSERT     | 100                        | 11.98 |       |
|   | MIP X INSERT ADAPTER     |                                       | 1-1/4" MIP X 1-1/4" INSERT | 100                        | 13.33 |       |
|   | MIP X INSERT ADAPTER     |                                       | 1" MIP X 1-1/4" INSERT     | 100                        | 12.79 |       |
|   | ADP60Z5                  | MIP X INSERT ADAPTER                  |                            | 1-1/2" MIP X 1-1/2" INSERT | 50    | 14.89 |
|   | ADP77Z5                  | MIP X INSERT ADAPTER                  |                            | 2" MIP X 2" INSERT         | 50    | 21.71 |
|   |                          | <b>BRONZE C83600 TEE ADAPTER</b>      |                            |                            |       |       |
|  | INSERT X INSERT X INSERT |                                       | 3/4" X 3/4" X 3/4"         | 100                        | 9.89  |       |
|   | INSERT X INSERT X INSERT |                                       | 1" X 1" X 1"               | 100                        | 13.43 |       |
|   | ADPT555Z5                | INSERT X INSERT X INSERT              |                            | 1-1/2" X 1-1/4" X 1-1/4"   | 50    | 30.42 |
|   |                          | <b>BRONZE C83600 ELBOW ADAPTER</b>    |                            |                            |       |       |
|  | MIP X INSERT ADAPTER     |                                       | 3/4" MIP X 3/4" INSERT     | 100                        | 9.35  |       |
|   | MIP X INSERT ADAPTER     |                                       | 3/4" MIP X 1" INSERT       | 100                        | 10.96 |       |

|   |           |   |                       |     |       |
|---|-----------|---|-----------------------|-----|-------|
|    |           | MIP X INSERT ADAPTER                    | 1" MIP X 1" INSERT    | 100 | 12.74 |
|   | ADPL3X3Z5 | INSERT X INSERT                         | 3/4" X 3/4"           | 100 | 7.79  |
|   | ADPL4X4Z5 | INSERT X INSERT                         | 1" X 1"               | 100 | 11.12 |
|   | ADPL5X5Z5 | INSERT X INSERT                         | 1-1/4" X 1-1/4"       | 50  | 24.99 |
|   |           | <b>BRONZE C84400 ANGLE METER VALVE</b>  |                       |     |       |
|    |           | ANGLE METER VALVE                       | 3/4" FLARE X 1/2" FIP | 60  | 24.49 |
|   |           | ANGLE METER VALVE                       | 3/4" FLARE X 3/4" FIP | 60  | 23.66 |
|   |           | ANGLE METER VALVE                       | 1" FLARE X 3/4" FIP   | 60  | 36.79 |
|   | RV44144Z1 | ANGLE METER VALVE                       | 1" FLARE X 1" FIP     | 60  | 40.17 |
|   |           | <b>STAINLESS STEEL RELIEF VALVE</b>     |                       |     |       |
|    | S         | 1/2" MIP X 1/2" FIP                     |                       | 60  | 23.27 |
|   | S         | 3/4" MIP X 3/4" FIP                     |                       | 60  | 23.88 |
|   |           | <b>REGULAR BRASS DROP WELL COUPLING</b> |                       |     |       |
|    |           | DROP WELL COUPLING                      | 1"                    | 80  | 11.80 |
|   |           | DROP WELL COUPLING                      | 1-1/4"                | 60  | 14.90 |
|   |           | DROP WELL COUPLING                      | 1-1/2"                | 60  | 19.65 |
|   | DP7       | DROP WELL COUPLING                      | 2"                    | 40  | 21.95 |
|   |           | <b>BRONZE 81% DROP WELL COUPLING</b>    |                       |     |       |
|   | DP4Z1     | DROP WELL COUPLING                      | 1"                    | 80  | 14.80 |
|  |           | DROP WELL COUPLING                      | 1-1/4"                | 60  | 18.60 |
|   |           | DROP WELL COUPLING                      | 1-1/2"                | 60  | 24.55 |
|   |           | DROP WELL COUPLING                      | 2"                    | 40  | 27.45 |
|   | DP5400Z1  | DROP WELL COUPLING (LONG VERSION)       | 1-1/4"                | 30  | 34.40 |
|   | DP6400Z1  | DROP WELL COUPLING (LONG VERSION)       | 1-1/2"                | 24  | 41.85 |
|   | DP7400Z1  | DROP WELL COUPLING (LONG VERSION)       | 2"                    | 18  | 48.20 |
|   |           | <b>REGULAR BRASS DROP EAR ELBOW</b>     |                       |     |       |

|   |   |  |     |       |
|---|---|--|-----|-------|
|  | /8" FIP X 1/2" FEM CXC                      |  | 250 | 2.70  |
|   | 1/2" FIP X 1/2" FEM CXC                     |  | 250 | 2.50  |
|   | 1/2" FIP X 3/4" FEM CXC                     |  | 250 | 3.65  |
|   | 3/4" FIP X 1/2" FEM CXC                     |  | 250 | 3.90  |
| DE313   | 3/4" FIP X 3/4" FEM CXC                     |  | 250 | 4.55  |
|  | 1/2" FEM CXC X 1/2" FEM CXC                 |  | 250 | 2.10  |
|   | 3/4" FEM CXC X 3/4" FEM CXC                 |  | 250 | 3.85  |
|   | 1/2" FIP X 1/2" PEX F1807                   |  | 250 | 2.60  |
|   | <b>BRONZE 81% DROP EAR ELBOW</b>            |  |     |       |
|  | 1/8" FIP X 1/2" FEM CXC                     |  | 250 | 3.35  |
|   | 1/2" FIP X 1/2" FEM CXC                     |  | 250 | 3.10  |
|   | 1/2" FIP X 3/4" FEM CXC                     |  | 250 | 4.55  |
|   | 3/4" FIP X 1/2" FEM CXC                     |  | 250 | 4.90  |
| DE313Z1   | 3/4" FIP X 3/4" FEM CXC                     |  | 250 | 5.70  |
|  | 1/2" FEM CXC X 1/2" FEM CXC                 |  | 250 | 2.60  |
|   | 3/4" FEM CXC X 3/4" FEM CXC                 |  | 250 | 4.80  |
|   | 1/2" FIP X 1/2" PEX F1807                   |  | 250 | 3.25  |
|   | <b>BRASS SQUARE HEAD CLEANOUT PLUG</b>      |  |     |       |
| COP250  | 2-1/2" IPS                                  |  | 200 | 5.40  |
| COP300  | 3" IPS                                      |  | 160 | 6.80  |
|   | <b>BRASS COUNTERSUNK HEAD CLEANOUT PLUG</b> |  |     |       |
| COS150  | 1-1/2" IPS                                  |  | 200 | 2.95  |
| COS200  | 2" IPS                                      |  | 200 | 4.35  |
| COS250  | 2-1/2" IPS                                  |  | 200 | 5.60  |
| COS300  | 3" IPS                                      |  | 160 | 7.70  |
| COS500  | 5" IPS                                      |  | 60  | 18.20 |

|          |  |        |     |        |
|----------|--|--------|-----|--------|
| COS600   | 6" IPS   |        | 40  | 27.15  |
| COS800   | 8" IPS   |        | 20  | 47.40  |
|          | <b>BRASS COUNTERSUNK CLEANOUT W/ ¼ - 20 TAP</b>        |        |     |        |
| COS1500  | 1-1/2" IPS   |        | 200 | 3.10   |
| COS2000  | 2" IPS   |        | 200 | 4.50   |
| COS2500  | 2-1/2" IPS   |        | 200 | 5.75   |
| COS3000  | 3" IPS   |        | 160 | 7.85   |
| COS3500  | 3-1/2" IPS   |        | 120 | 9.50   |
| COS4000  | 4" IPS   |        | 80  | 11.75  |
| COS5000  | 5" IPS   |        | 60  | 18.35  |
| COS6000  | 6" IPS   |        | 40  | 27.30  |
|          | <b>BRASS PRESSURE RELIEF VALVE</b>                     |        |     |        |
| RV34-075 | 1/2" MALE X 1/2" FEM SET AT 75 PSI                     |        | 100 | 7.55   |
| RV35-075 | 3/4" MALE X 1/2" FEM SET AT 75 PSI                     |        | 100 | 8.20   |
| RV34-100 | 1/2" MALE X 1/2" FEM SET AT 100 PSI                    |        | 100 | 7.80   |
| RV35-100 | 3/4" MALE X 1/2" FEM SET AT 100 PSI                    |        | 100 | 8.40   |
|          | <b>LEAD FREE BRASS SWING CHECK VALVE W/RUBBER SEAT</b> |        |     |        |
| CVR1LF   | IPS SWING CHECK VALVE                                  | 3/8"   | 120 | 11.58  |
| CVR2LF   | IPS SWING CHECK VALVE                                  | 1/2"   | 100 | 11.58  |
| CVR3LF   | IPS SWING CHECK VALVE                                  | 3/4"   | 80  | 15.18  |
| CVR4LF   | IPS SWING CHECK VALVE                                  | 1"     | 60  | 20.22  |
| CVR5LF   | IPS SWING CHECK VALVE                                  | 1-1/4" | 40  | 33.96  |
| CVR6LF   | IPS SWING CHECK VALVE                                  | 1-1/2" | 30  | 43.99  |
| CVR7LF   | IPS SWING CHECK VALVE                                  | 2"     | 20  | 72.58  |
| CVR8LF   | IPS SWING CHECK VALVE                                  | 2-1/2" | 15  | 124.65 |
| CVR9LF   | IPS SWING CHECK VALVE                                  | 3"     | 6   | 177.17 |














|         |  |        |    |        |
|---------|--|--------|----|--------|
| CVR10LF | IPS SWING CHECK VALVE                              | 4"     | 4  | 269.58 |
|         | <b>Y-PATTERN BRASS SWING CHECK VALVE LEAD FREE</b> |        |    |        |
| CVY1LF  | Y-PATTERN SWING CHECK VLV                          | 3/8"   | 60 | 14.08  |
| CVY2LF  | Y-PATTERN SWING CHECK VLV                          | 1/2"   | 60 | 14.08  |
| CVY3LF  | Y-PATTERN SWING CHECK VLV                          | 3/4"   | 40 | 21.76  |
| CVY4LF  | Y-PATTERN SWING CHECK VLV                          | 1"     | 30 | 31.87  |
| CVY5LF  | Y-PATTERN SWING CHECK VLV                          | 1-1/4" | 20 | 45.14  |
| CVY6LF  | Y-PATTERN SWING CHECK VLV                          | 1-1/2" | 16 | 64.27  |
| CVY7LF  | Y-PATTERN SWING CHECK VLV                          | 2"     | 8  | 96.68  |
| CVY12LF | CXC Y-PATTERN SWING CHECK VLV                      | 1/2"   | 60 | 14.08  |
| CVY13LF | CXC Y-PATTERN SWING CHECK VLV                      | 3/4"   | 40 | 21.76  |
| CVY14LF | CXC Y-PATTERN SWING CHECK VLV                      | 1"     | 30 | 31.87  |
| CVY15LF | CXC Y-PATTERN SWING CHECK VLV                      | 1-1/4" | 20 | 45.14  |
| CVY16LF | CXC Y-PATTERN SWING CHECK VLV                      | 1-1/2" | 16 | 64.27  |
| CVY17LF | CXC Y-PATTERN SWING CHECK VLV                      | 2"     | 8  | 96.68  |
|         | <b>BRASS Y-STRAINER LEAD FREE (20Mesh)</b>         |        |    |        |
| STY0LF  | FIP "Y" STRAINER                                   | 1/4"   | 48 | 22.50  |
| STY1LF  | FIP "Y" STRAINER                                   | 3/8"   | 48 | 20.76  |
| STY2LF  | FIP "Y" STRAINER                                   | 1/2"   | 48 | 19.55  |
| STY3LF  | FIP "Y" STRAINER                                   | 3/4"   | 48 | 31.30  |
| STY4LF  | FIP "Y" STRAINER                                   | 1"     | 32 | 47.56  |
| STY5LF  | FIP "Y" STRAINER                                   | 1-1/4" | 24 | 68.32  |
| STY6LF  | FIP "Y" STRAINER                                   | 1-1/2" | 16 | 85.98  |
| STY7LF  | FIP "Y" STRAINER                                   | 2"     | 8  | 138.72 |
| STY8LF  | FIP "Y" STRAINER                                   | 2-1/2" | 6  | 221.34 |
| STY9LF  | FIP "Y" STRAINER                                   | 3"     | 4  | 328.08 |





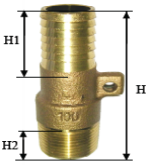


|  |         |  |                      |     |       |
|--|---------|--|----------------------|-----|-------|
|  |         | <b>LEAD FREE BRASS STOP VALVE</b>                |                      |     |       |
|  <p>Threaded</p>                |         | STOP VALVE                                       | 1/2" FIP             | 100 | 10.97 |
|  |         | STOP VALVE                                       | 3/4" FIP             | 100 | 12.08 |
|  |         | STOP & WASTE VALVE                               | 1/2" FIP             | 100 | 11.41 |
|  |         | STOP & WASTE VALVE                               | 3/4" FIP             | 100 | 12.58 |
|  <p>CXC</p>                     | MV51F   | STOP VALVE                                       | 1/2" CXC             | 100 | 9.58  |
|  |         | STOP VALVE                                       | 3/4" CXC             | 100 | 11.25 |
|  |         | STOP & WASTE VALVE                               | 1/2" CXC             | 100 | 10.08 |
|  | MV8LF   | STOP & WASTE VALVE                               | 3/4" CXC             | 100 | 11.69 |
|  <p>COMPRESSION NUT<br/>MHT</p> |         | STOP & WASTE W/ COMP. NUT                        | 5/8" OD COMP.        | 72  | 14.20 |
|  |         | STOP & WASTE W/ COMP. NUT                        | 7/8" OD COMP.        | 72  | 19.10 |
|  |         | <b>LEAD FREE BRASS BOILER DRAIN</b>              |                      |     |       |
|  <p>FIP X MHT</p>               |         | BOILER DRAIN                                     | 1/2" FIP X 3/4" HOSE | 100 | 10.03 |
|  |         | BOILER DRAIN                                     | 3/4" FIP X 3/4" HOSE | 100 | 10.80 |
|  |         | BOILER DRAIN                                     | 1/2" MIP X 3/4" HOSE | 100 | 10.42 |
|  | MV24LF  | BOILER DRAIN                                     | 3/4" MIP X 3/4" HOSE | 100 | 10.64 |
|  |         | <b>LEAD FREE BRASS SILLCOCK</b>                  |                      |     |       |
|  <p>FIP X MHT</p>             |         | SILLCOCK   | 1/2" FIP X 3/4" MHT  | 100 | 11.10 |
|  |         | SILLCOCK   | 3/4" FIP X 3/4" MHT  | 100 | 12.10 |
|  |         | <b>LEAD FREE BRASS SILLCOCK QUARTER TURN</b>     |                      |     |       |
|                               |         | ¼ TURN SILLCOCK (BALL OPERATED)                  | 1/2" FIP X 3/4" MHT  | 72  | 11.75 |
|  |         | ¼ TURN SILLCOCK (BALL OPERATED)                  | 3/4" FIP X 3/4" MHT  | 72  | 12.55 |
|  |         | ¼ TURN SILLCOCK (BALL OPERATED)                  | 1/2" CXC X 3/4" MHT  | 72  | 12.25 |
|  | MVB31LF | ¼ TURN SILLCOCK (BALL OPERATED)                  | 3/4" CXC X 3/4" MHT  | 72  | 12.50 |
|  |         | <b>LEAD FREE BRASS SILLCOCK W/ BUTTERFLY HDL</b> |                      |     |       |

|   |                     |  |                     |    |        |
|---|---------------------|--|---------------------|----|--------|
|    |                     | SILLCOCK W/BUTTERFLY HDL (BALL OPERATED)             | 1/2" FIP X 3/4" MHT | 72 | 11.75  |
|   |                     | SILLCOCK W/BUTTERFLY HDL (BALL OPERATED)             | 3/4" FIP X 3/4" MHT | 72 | 12.55  |
|   |                     | SILLCOCK W/BUTTERFLY HDL (BALL OPERATED)             | 1/2" CXC X 3/4" MHT | 72 | 12.25  |
|   | MVB31BFLF           | SILLCOCK W/BUTTERFLY HDL (BALL OPERATED)             | 3/4" CXC X 3/4" MHT | 72 | 12.50  |
|    |                     | <b>LEAD FREE BRASS HOSE BIBB (BALL OPERATED)</b>     |                     |    |        |
|   |                     | HOSE BIBB (BALL OPERATED)                            | 1/2" MIP X 1/2" CXC | 72 | 10.25  |
|   | MVB39LF             | HOSE BIBB (BALL OPERATED)                            | 3/4" MIP            | 72 | 11.00  |
|    |                     | <b>LEAD FREE BRASS HOSE BIBB W/BUTTERFLY HDL</b>     |                     |    |        |
|   |                     | HOSE BIBB W/BUTTERFLY HDL (BALL OPERATED)            | 1/2" MIP X 1/2" CXC | 72 | 10.25  |
|   |                     | HOSE BIBB W/BUTTERFLY HDL (BALL OPERATED)            | 3/4" MIP            | 72 | 11.00  |
|    |                     | <b>NO LEAD BRASS BOILER DRAIN (BALL OPERATED)</b>    |                     |    |        |
|   |                     | BOILER DRAIN (BALL OPERATED)                         | 1/2" MIP X 3/4" MHT | 72 | 10.50  |
|   | MVB5 28, 29         | BOILER DRAIN (BALL OPERATED)                         | 3/4" MIP X 3/4" MHT | 72 | 11.50  |
|   |                     | <b>NO LEAD BRASS BENT NOSE GARDEN VLV HEAVY DUTY</b> |                     |    |        |
|   |                     | BENT NOSE GARDEN VALVE HEAVY DUTY                    | 1/2" FIP X 3/4" MHT | 72 | 16.55  |
|   |                     | BENT NOSE GARDEN VALVE HEAVY DUTY                    | 3/4" FIP X 3/4" MHT | 72 | 16.55  |
|   |                     | BENT NOSE GARDEN VALVE HEAVY DUTY                    | 1" FIP X 3/4" MHT   | 72 | 18.85  |
|   | HBH34-37<br>HBH37LF | BENT NOSE GARDEN VALVE HEAVY DUTY                    | 1" FIP X 1" MHT     | 36 | 19.55  |
|   |                     | <b>LEAD FREE BRASS ANGLE GLOBE VALVE</b>             |                     |    |        |
|   | AV9LF               | ANGLE GLOBE VALVES                                   | 3/4" FIP            | 20 | 30.20  |
|   | AV10LF              | ANGLE GLOBE VALVES                                   | 1"                  | 20 | 44.85  |
|   | AV42LF              | ANGLE GLOBE VALVES                                   | 1-1/4" FIP          | 18 | 80.40  |
|   | AV43LF              | ANGLE GLOBE VALVES                                   | 1-1/2" FIP          | 12 | 102.20 |
|   | AV44LF              | ANGLE GLOBE VALVES                                   | 2" FIP              | 6  |        |
|  |                     | <b>LEAD FREE BRASS PITLESS ADAPTER</b>               |                     |    |        |
|   |                     | PITLESS ADAPTER                                      | 1" FIP X 1" FIP     | 16 | 58.65  |

|   |                                      |                         |                   |       |
|---|--------------------------------------|-------------------------|-------------------|-------|
|    | PITLESS ADAPTER                      | 1-1/4" FIP X 1-1/4" FIP | 12                | 88.45 |
| <b>NO LEAD BRASS HOSE BIBB</b>  |                                      |                         |                   |       |
|    | MIP HOSE BIBB                        | 1/2"                    | 100               | 8.87  |
|   | MIP HOSE BIBB                        | 3/4"                    | 100               | 10.00 |
| <b>NO LEAD BRASS VACUUM BREAKER</b>   |                                      |                         |                   |       |
|    | MANUAL DRAINING VACUUM BREAKER       | 3/4"                    | 100               | 10.37 |
|   | MANUAL DRAINING VACUUM BREAKER       | 3/4"                    | 200               | 7.09  |
| <b>NO LEAD BRASS FLOAT VALVE</b>  |                                      |                         |                   |       |
| PLA1LF  | FLOAT VALVE                          | 3/8" MNPS               | 72                | 16.05 |
| PLA2LF  | FLOAT VALVE                          | 1/2" MNPS               | 72                | 19.90 |
| PLA3LF  | FLOAT VALVE                          | 3/4" MNPS               | 48                | 26.25 |
| PLA22LF   | FLOAT VALVE                          | 1/2 MNPS X 1/2 MNPT     | 72                | 19.30 |
|    | FLOAT VALVE                          | 3/4 MNPS X 3/4 MNPT     | 48                | 25.65 |
|   | FLOAT VALVE                          | 3/8 MPT X 3/8 NPT       | 72                | 13.70 |
|   | FLOAT VALVE                          | 1/2 MPT X 1/2 NPT       | 72                | 18.20 |
|   | PLA331LF                             | FLOAT VALVE             | 3/4 MPT X 3/4 NPT | 72    |
| PLA441LF  | FLOAT VALVE                          | 1 MPT X 1 NPT           | 36                | 26.75 |
| PLB4LF  | FLOAT VALVE                          | 1 FIP X 1 PLAIN         | 36                | 41.70 |
| PLB5LF  | FLOAT VALVE                          | 1 1/4 FIP X 1 1/4 PLAIN | 20                | 69.40 |
| PLB6LF  | FLOAT VALVE                          | 1 1/2 FIP X 1 1/2 PLAIN | 16                | 70.25 |
| PLB7LF  | FLOAT VALVE                          | 2 FIP X 2 PLAIN         | 12                | 78.20 |
| <b>NO LEAD BRASS DUAL WASHING MACHINE</b>   |                                      |                         |                   |       |
|  | DUAL WASHING MACHINE (BALL OPERATED) | 1/2" MIP                | 40                | 32.85 |
|   | DUAL WASHING MACHINE (BALL OPERATED) | 1/2" CXC                | 40                | 31.90 |
| <b>NO LEAD BRASS WATER METER COUPLING</b>   |                                      |                         |                   |       |
|  | WATER METER COUPLING                 | 1/2" MIP X 3/4" FIP     | 160               | 7.04  |

|   |         |  |                                   |     |        |
|---|---------|--|-----------------------------------|-----|--------|
|    |         | WATER METER COUPLING                       | 3/4" MIP X 1" FIP                 | 100 | 10.43  |
|   |         | WATER METER COUPLING                       | 1" MIP X 1-1/4" FIP               | 80  | 14.13  |
|   |         | WATER METER COUPLING                       | 1-1/2" MIP X 2" FIP               | 24  | 30.58  |
|   | MC7LF   | WATER METER COUPLING                       | 2" MIP X 2-1/2" FIP               | 20  | 41.38  |
|   |         | <b>NO LEAD BRASS WATER SERVICE FITTING</b> |                                   |     |        |
|    |         | STRAIGHT COUPLING                          | 3/4" P.J. CTS X 3/4" P.J. CTS     | 60  | 31.35  |
|   |         | STRAIGHT COUPLING                          | 3/4" P.J. CTS X 1" P.J. CTS       |     | 33.05  |
|   |         | STRAIGHT COUPLING                          | 1" P.J. CTS X 1" P.J. CTS         | 48  | 39.05  |
|   |         | STRAIGHT COUPLING                          | 1-1/4" P.J. CTS X 1-1/4" P.J. CTS | 24  | 66.55  |
|   |         | STRAIGHT COUPLING                          | 1-1/2" P.J. CTS X 1-1/2" P.J. CTS | 24  | 96.00  |
|   | SCC77LF | STRAIGHT COUPLING                          | 2" P.J. CTS X 2" P.J. CTS         | 12  | 134.65 |
|    | SMC33LF | STRAIGHT COUPLING                          | 3/4" MIP X 3/4" P.J. CTS          | 60  | 21.75  |
|   |         | STRAIGHT COUPLING                          | 3/4" MIP X 3/4" P.J. CTS          | 60  | 26.00  |
|   |         | STRAIGHT COUPLING                          | 1" MIP X 3/4" P.J. CTS            | 48  | 23.45  |
|   |         | STRAIGHT COUPLING                          | 1" MIP X 1" P.J. CTS              | 48  | 30.40  |
|   |         | STRAIGHT COUPLING                          | 1-1/4" MIP X 1-1/4" P.J. CTS      | 24  | 44.80  |
|   | SMC66LF | STRAIGHT COUPLING                          | 1-1/2" MIP X 1-1/2" P.J. CTS      | 12  | 65.20  |
|   | SMC77LF | STRAIGHT COUPLING                          | 2" MIP X 2" P.J. CTS              | 8   | 98.40  |
|  | SFC33LF | STRAIGHT COUPLING                          | 3/4" FIP X 3/4" P.J. CTS          | 60  | 18.40  |
|   |         | STRAIGHT COUPLING                          | 1" FIP X 3/4" P.J. CTS            | 48  | 22.25  |
|   |         | STRAIGHT COUPLING                          | 1" FIP X 1" P.J. CTS              | 48  | 27.75  |
|   |         | STRAIGHT COUPLING                          | 1-1/4" FIP X 1-1/4" P.J. CTS      | 24  | 45.20  |
|   | SFC66LF | STRAIGHT COUPLING                          | 1-1/2" FIP X 1-1/2" P.J. CTS      | 12  | 73.85  |
|   | SFC77LF | STRAIGHT COUPLING                          | 2" FIP X 2" P.J. CTS              | 8   | 90.65  |

|   |  |                      |                                 |     |       |
|---|--|----------------------|---------------------------------|-----|-------|
|    | LF                                     | STRAIGHT COUPLING    | 3/4" P.J. CTS X 3/4" FLARE      | 60  | 31.45 |
|    | .F                                     | STRAIGHT COUPLING    | 3/4" P.J. PEP X 3/4" P.J. PEP   | 60  | 44.44 |
|    | .F                                     | STRAIGHT COUPLING    | 1" P.J. PEP X 1" P.J. PEP       | 48  | 72.39 |
|    | SCD331.F                               | STRAIGHT COUPLING    | 3/4" P.J. CTS X 3/4" P.J. PEP   | 60  | 37.24 |
|   |  | STRAIGHT COUPLING    | 3/4" P.J. CTS X 1" P.J. PEP     | 48  | 59.49 |
|   |  | STRAIGHT COUPLING    | 1" P.J. CTS X 3/4" P.J. PEP     | 48  | 44.28 |
|   |  | STRAIGHT COUPLING    | 3/4" MIP X 3/4" P.J.            | 60  | 33.80 |
|   | SML44LF                                | STRAIGHT COUPLING    | 1" MIP X 1" P.J.                | 48  | 49.17 |
|    | TCCC333LF                              | TEE COUPLING         | 3/4" X 3/4" X 3/4" P.J. CTS     | 48  | 51.35 |
|   | TCCC334LF                              | TEE COUPLING         | 3/4" X 3/4" X 1" P.J. CTS       | 48  | 56.00 |
|   |  | TEE COUPLING         | 1" X 1" X 1" P.J. CTS           | 36  | 66.80 |
|   |  | TEE COUPLING         | 3/4" X 3/4" P.J. CTS X 1" MIP   | 36  | 43.20 |
|   |  | TEE COUPLING         | 3/4" X 3/4" P.J. CTS X 3/4" FIP | 48  | 42.40 |
|   | TCCF334LF                              | TEE COUPLING         | 3/4" X 3/4" P.J. CTS X 1" FIP   | 36  | 46.00 |
|   | TCCF444LF                              | TEE COUPLING         | 1" X 1" P.J. CTS X 1" FIP       | 36  | 58.00 |
|  | EDC33LF                                | ELL COUPLING         | 3/4" X 3/4" P.J. PEP            | 48  | 53.04 |
|   |  | ELL COUPLING         | 3/4" X 3/4" P.J. CTS            | 48  | 33.45 |
|   |  | ELL COUPLING         | 1" X 1" P.J. CTS                | 36  | 48.65 |
|   | EDC33LF                                | ELL COUPLING         | 3/4" P.J. CTS X 3/4" P.J. PEP   | 48  | 43.85 |
|   | <b>NO LEAD BRONZE STRAIGHT ADAPTER</b> |                      |                                 |     |       |
|  |  | MIP X INSERT ADAPTER | 1/2" MIP X 1/2" INSERT          | 100 | 4.71  |
|   |  | MIP X INSERT ADAPTER | 3/4" MIP X 3/4" INSERT          | 100 | 6.48  |

|   |                                 |                            |                            |       |       |
|---|---------------------------------|----------------------------|----------------------------|-------|-------|
|    | MIP X INSERT ADAPTER            | 3/4" MIP X 1" INSERT       | 100                        | 10.10 |       |
|   | MIP X INSERT ADAPTER            | 1" MIP X 1" INSERT         | 100                        | 13.00 |       |
|   | ADP45ZLF                        | MIP X INSERT ADAPTER       | 1" MIP X 1-1/4" INSERT     | 100   | 16.01 |
|   | ADP66ZLF                        | MIP X INSERT ADAPTER       | 1-1/2" MIP X 1-1/2" INSERT | 50    | 18.65 |
| <b>NO LEAD BRONZE STRAIGHT ADAPTER</b>  |                                 |                            |                            |       |       |
|    | ADP16ZLF                        | INSERT X INSERT            | 1-1/2" X 1-1/2"            | 50    | 24.80 |
|   | ADP17ZLF                        | INSERT X INSERT            | 2" X 2"                    | 50    | 34.25 |
| <b>NO LEAD BRONZE TEE ADAPTER</b>   |                                 |                            |                            |       |       |
|    | INSERT X INSERT X MIP           | 1-1/4" X 1-1/4" X 1-1/4"   | 50                         | 34.30 |       |
| <b>NO LEAD BRONZE ELBOW ADAPTER</b>   |                                 |                            |                            |       |       |
|    | MIP X INSERT ADAPTER            | 3/4" MIP X 3/4" INSERT     | 100                        | 11.77 |       |
|   | MIP X INSERT ADAPTER            | 3/4" MIP X 1" INSERT       | 100                        | 13.81 |       |
|   | MIP X INSERT ADAPTER            | 1" MIP X 1" INSERT         | 100                        | 15.96 |       |
|   | ADPL55ZLF                       | MIP X INSERT ADAPTER       | 1-1/4" MIP X 1-1/4" INSERT | 50    | 26.93 |
|   | ADPL5X5ZLF                      | INSERT X INSERT            | 1-1/4" X 1-1/4"            | 50    | 31.28 |
| <b>NO LEAD BRASS STRAIGHT ADAPTER</b>   |                                 |                            |                            |       |       |
|   | STRAIGHT ADAPTER W/ ROPE EYE    | 1" MIP X 1" INSERT         | 100                        | 11.15 |       |
|   | STRAIGHT ADAPTER W/ ROPE EYE    | 1-1/4" MIP X 1" INSERT     | 100                        | 12.15 |       |
|   | STRAIGHT ADAPTER W/ ROPE EYE    | 1-1/4" MIP X 1-1/4" INSERT | 100                        | 13.70 |       |
| <b>NO LEAD BRASS ADAPTER W/ CPVC</b>  |                                 |                            |                            |       |       |
|  | STRAIGHT ADAPTER WITH CPVC      | 1/2" FIP X 1/2" CPVC       | 288                        | 4.65  |       |
|   | STRAIGHT ADAPTER WITH CPVC      | 3/4" FIP X 3/4" CPVC       | 288                        | 6.60  |       |
|   | STRAIGHT ADAPTER WITH CPVC      | 1/2" MIP X 1/2" CPVC       | 288                        | 5.00  |       |
|   | STRAIGHT ADAPTER WITH CPVC      | 3/4" MIP X 3/4" CPVC       | 288                        | 7.50  |       |
| <b>NO LEAD BRASS DROP EAR ELBOW W/CPVC</b>  |                                 |                            |                            |       |       |
|  | DROP EAR ELBOW W/ CPVC - 2 EARS | 1/2" FIP X 1/2" CPVC       | 288                        | 8.90  |       |



|  |            |   |                       |        |       |       |
|--|------------|---|-----------------------|--------|-------|-------|
|  |            | DROP EAR ELBOW W/ CPVC – 3 EARS   | 1/2" FIP X 1/2" CPVC  | 288    | 13.10 |       |
|  |            | DROP EAR ELBOW W/ CPVC – 2 EARS   | 3/4" FIP X 3/4" CPVC  | 288    | 10.10 |       |
|  | CP3E3LF    | DROP EAR ELBOW W/ CPVC – 3 EARS   | 3/4" FIP X 3/4" CPVC  | 288    | 15.60 |       |
|  |            | <b>LEAD FREE BRONZE C84400 ANGLE METER VALVE</b>  |                       |        |       |       |
|  |            |  LF          | 3/4" FLARE X 1/2" FIP | 36     | 32.63 |       |
|  |            | LF  | 3/4" FLARE X 3/4" FIP | 36     | 31.58 |       |
|  |            | LF  | 1" FLARE X 3/4" FIP   | 24     | 49.09 |       |
|  | RV44144ZLF | 1" FLARE X 1" FIP   |                       | 20     | 53.57 |       |
|  |            | <b>LEAD FREE BRASS DROP WELL COUPLING</b>   |                       |        |       |       |
|  |            |  1/2" BRASS  | DROP WELL COUPLING    | 1"     | 80    | 14.40 |
|  |            |   | DROP WELL COUPLING    | 1-1/4" | 60    | 18.15 |
|  |            |   | DROP WELL COUPLING    | 1-1/2" | 60    | 23.95 |
|  | DP7LF      | DROP WELL COUPLING  | 2"                    | 40     | 26.80 |       |
|  |            | <b>LEAD FREE BRONZE DROP WELL COUPLING</b>  |                       |        |       |       |
|  | DP4ZLF     | DROP WELL COUPLING  | 1"                    | 80     | 19.20 |       |
|  |            |  1/2" BRASS | DROP WELL COUPLING    | 1-1/4" | 60    | 24.15 |
|  |            |   | DROP WELL COUPLING    | 1-1/2" | 60    | 31.90 |
|  |            |   | DROP WELL COUPLING    | 2"     | 40    | 35.65 |
|  | DP3400ZLF  | DROP WELL COUPLING (LONG VERSION)   | 1-1/4"                | 36     | 44.70 |       |
|  | DP6400ZLF  | DROP WELL COUPLING (LONG VERSION)   | 1-1/2"                | 24     | 54.35 |       |
|  | DP7400ZLF  | DROP WELL COUPLING (LONG VERSION)   | 2"                    | 18     | 62.60 |       |
|  |            | <b>LEAD FREE WATER HAMMER ARRESTER</b>  |                       |        |       |       |
|  | HM2LF      | STRAIGHT WATER HAMMER ARRESTER  | 1/2" MIP              | 180    | 10.05 |       |
|  | HM3LF      | STRAIGHT WATER HAMMER ARRESTER  | 3/4" MIP              | 180    | 10.60 |       |
|  |            | <b>LEAD FREE BRASS BALL VLV COMPRESSION</b>   |                       |        |       |       |





|  |                                     |                 |     |       |
|--|-------------------------------------|-----------------|-----|-------|
|  | BALL VALVE COMPRESSION              | 5/8" OD COMP.   | 80  | 15.15 |
|  | BALL VALVE COMPRESSION              | 7/8" OD COMP.   | 60  | 24.85 |
| BVC4LF                                       | BALL VALVE COMPRESSION              | 1-1/8" OD COMP. | 40  | 32.05 |
| <b>LEAD FREE BRASS PRESSURE RELIEF VALVE</b> |                                     |                 |     |       |
| RV34-075LF                                   | 1/2" MALE X 1/2" FEM SET AT 75 PSI  |                 | 100 | 9.25  |
| RV35-075LF                                   | 3/4" MALE X 1/2" FEM SET AT 75 PSI  |                 | 100 | 10.00 |
| RV34-100LF                                   | 1/2" MALE X 1/2" FEM SET AT 100 PSI |                 | 100 | 9.50  |
| RV35-100LF                                   | 3/4" MALE X 1/2" FEM SET AT 100 PSI |                 | 100 | 10.25 |
| <b>LEAD FREE BRASS DROP EAR ELBOW</b>        |                                     |                 |     |       |
|  | 3/8" FIP X 1/2" FEM CXC             |                 | 250 | 3.25  |
|  | 3/4" FIP X 1/2" FEM CXC             |                 | 250 | 4.75  |
| DE303LF                                      | 3/4" FEM CXC X 3/4" FEM CXC         |                 | 250 | 4.65  |
| DE212PXL                                     | 1/2" FIP X 1/2" PEX F1807           |                 | 250 | 3.15  |
| <b>LEAD FREE BRONZE DROP EAR ELBOW</b>       |                                     |                 |     |       |
|  | 3/8" FIP X 1/2" FEM CXC             |                 | 250 | 4.35  |
|  | 1/2" FIP X 3/4" FEM CXC             |                 | 250 | 5.90  |
|  | 3/4" FIP X 1/2" FEM CXC             |                 | 250 | 6.35  |
|  | 3/4" FIP X 3/4" FEM CXC             |                 | 250 | 7.45  |
| DE202ZLF                                     | 1/2" FEM CXC X 1/2" FEM CXC         |                 | 250 | 3.40  |
| DE303ZLF                                     | 3/4" FEM CXC X 3/4" FEM CXC         |                 | 250 | 6.20  |

