


ITEM		SIZE INCHES	WEIGHT POUNDS	MINIMUM ORDER QTY	ESTIMATED LEAD TIME	LIST PRICE
64S00	ANGLE TEE 30° - 45° 	1"	1.27		75 days	\$ 10.65
64S00		1 1/4"	1.80	20		\$ 16.58
64S00		1 1/2"	2.24	10		\$ 21.66
64S00	3 WAY 90° ELBOW 	3/4"	0.77		75 days	\$ 7.46
64S00		1"	1.10	30		\$ 8.30
64S00		1 1/4"	1.75	20		\$ 13.13
64S00		1 1/2"	2.16	15		\$ 15.98
64S00		2"	3.69	10		\$ 31.60
64S00		1/2"	0.52	80		\$ 4.98
64S00	ADJUSTABLE TEE 30° - 60° 	1"	0.89	40	75 days	\$ 7.67
64S00		1 1/4"	1.44	30		\$ 13.72
64S00		1 1/2"	1.65	20		\$ 15.91
64S00	ADJUSTABLE CROSS 30° - 45° 	1"	1.38		75 days	\$ 11.31
64S00		1 1/4"	2.28	24		\$ 18.92
64S00		1 1/2"	2.53	8		\$ 24.38
64S00	BASE FLANGE 	3/4"	0.63	70	75 days	\$ 6.13
64S00		1"	0.98	50		\$ 7.33
64S00		1 1/4"	1.36	30		\$ 9.22
64S00		1 1/2"	1.86	25		\$ 13.91
64S00		2"	2.17	15		\$ 20.95
64S00		1/2"	0.44	100		\$ 4.25
64S00	RAILING BASE FLANGE 	3/4"	0.88	35	75 days	\$ 10.51
64S00		1"	1.41	30		\$ 14.15
64S00		1 1/4"	1.87	20		\$ 18.33
64S00		1 1/2"	2.54	15		\$ 20.00
64S00		2"	3.31	10		\$ 32.53

ITEM		SIZE INCHES	WEIGHT POUNDS	MINIMUM ORDER QTY	ESTIMATED LEAD TIME	LIST PRICE
64S00	GROUND SOCKET 	1"	4.07	10	75 days	\$ 45.16
64S00		1 1/4"	5.43	5		\$ 60.33
64S00		1 1/2"	5.45	5		\$ 62.40
64S00		2"	4.87			\$ 51.06
64S00	CLAMP ON TEE 	3/4"	0.60	70	75 days	\$ 5.80
64S00		1"	0.71	60		\$ 6.84
64S00		1 1/4"	1.09	40		\$ 8.97
64S00		1 1/2"	1.22	30		\$ 9.14
64S00		2"	2.01	15		\$ 19.29
64S00	ADD-ON TEE 	1"	0.96	25	75 days	\$ 9.34
64S00		1 1/4"	1.33	25		\$ 11.90
64S00		1 1/2"	1.71	25		\$ 15.95
64S00	CROSSOVER 90° 	1"	1.01	25	75 days	\$ 9.82
64S00		1 1/4"	1.42	25		\$ 12.52
64S00		1 1/2"	1.71	25		\$ 15.95
64S00	GATE EYE 	3/4"	0.35	100	75 days	\$ 3.73
64S00		1"	0.40	90		\$ 4.14
64S00		1 1/4"	0.46	80		\$ 4.76
64S00		1 1/2"	0.49	70		\$ 4.94
64S00	GATE HINGE 	3/4"	0.53	80	75 days	\$ 5.16
64S00		1"	0.58	70		\$ 5.57
64S00		1 1/4"	0.65	60		\$ 6.16
64S00		1 1/2"	0.67	60		\$ 6.46

ITEM		SIZE INCHES	WEIGHT POUNDS	MINIMUM ORDER QTY	ESTIMATED LEAD TIME	LIST PRICE
64S00	HANDRAIL BRACKET 	3/4"	0.65	60	75 days	\$ 6.62
64S00		1"	0.76	50		\$ 6.83
64S00		1 1/4"	0.99	40		\$ 8.40
64S00		1 1/2"	1.24	30		\$ 9.42
64S00	HANDRAIL BRACKET 	3/4"	0.69		75 days	\$ 6.62
64S00		1"	0.80	50		\$ 6.83
64S00		1 1/4"	1.13	40		\$ 8.40
64S00		1 1/2"	1.26	30		\$ 9.42
64S00	RAILING SIDE SUPPORT - VERTICAL 	1"	1.83	20	75 days	\$ 17.64
64S00		1 1/4"	2.57	15		\$ 25.64
64S00		1 1/2"	2.89	10		\$ 27.80
64S00	RAILING SIDE SUPPORT - HORIZONTAL 	1"	1.89	20	75 days	\$ 18.24
64S00		1 1/4"	2.48	15		\$ 23.95
64S00		1 1/2"	3.19	10		\$ 27.56
64S00	SIDE PALM FIXING 	1"	1.22	30	75 days	\$ 14.04
64S00		1 1/4"	1.67	20		\$ 21.89
64S00		1 1/2"	1.83	15		\$ 25.62

ITEM		SIZE INCHES	WEIGHT POUNDS	MINIMUM ORDER QTY	ESTIMATED LEAD TIME	LIST PRICE
64S00	INTERNAL SWIVEL TEE 	1"	0.69		75 days	\$ 5.66
64S00		1 1/4"	0.95	40		\$ 10.51
64S00		1 1/2"	1.16	30		\$ 12.65
64S00	SHORT SWIVEL TEE 	3/4"	0.39	70	75 days	\$ 4.65
64S00		1"	0.59	60		\$ 5.97
64S00		1 1/4"	0.92	40		\$ 7.80
64S00		1 1/2"	1.32	34		\$ 9.85
64S00		2"	2.03	30		\$ 19.49
64S00	SLEEVE JOINT 	3/4"	0.59	50	75 days	\$ 5.77
64S00		1"	0.86	40		\$ 7.35
64S00		1 1/4"	1.20	35		\$ 8.89
64S00		1 1/2"	1.24	30		\$ 9.47
64S00		2"	1.93	20		\$ 14.48
64S00	REDUCING SLEEVE JOINT 	1" x 3/4"	1.10	40	75 days	\$ 10.39
64S00	INTERNAL JOINT 	3/4"	0.33		75 days	\$ 3.21
64S00		1"	0.52	110		\$ 6.27
64S00		1 1/4"	0.75	100		\$ 8.12
64S00		1 1/2"	0.90	80		\$ 10.00
64S00	BASE FLANGE 	1"	1.83		75 days	\$ 17.28
64S00		1 1/4"	2.34	15		\$ 18.29
64S00		1 1/2"	2.86	15		\$ 23.75

ITEM		SIZE INCHES	WEIGHT POUNDS	MINIMUM ORDER QTY	ESTIMATED LEAD TIME	LIST PRICE
64S00	SHORT TEE 0° - 11° 	1"	0.79		75 days	\$ 11.58
64S00		1 1/4"	1.19	30		\$ 11.82
64S00		1 1/2"	1.44	25		\$ 11.93
64S00	ELBOW 0° - 11° 	1"	0.90		75 days	\$ 7.76
64S00		1 1/4"	1.40	30		\$ 13.69
64S00		1 1/2"	1.75	25		\$ 14.55
64S00	LONG TEE 0° - 11° 	1"	1.15		75 days	\$ 10.84
64S00		1 1/4"	1.98	20		\$ 19.11
64S00		1 1/2"	2.44	10		\$ 23.60
64S00	2 SOCKET CROSS 0° - 11° 	1"	0.98		75 days	\$ 9.01
64S00		1 1/4"	1.55	20		\$ 15.60
64S00		1 1/2"	1.82	20		\$ 18.02
64S00	4 WAY CROSS 	3/4"	0.95	25	75 days	\$ 10.90
64S00		1"	1.31	20		\$ 14.47
64S00		1 1/4"	2.17	15		\$ 22.43
64S00		1 1/2"	2.58	10		\$ 26.73
64S00		2"				\$ 44.13
64S00		1/2"	0.76	30		\$ 7.31
64S00	ADD-ON 4 WAY CROSS 	1 1/2"	3.94		75 days	\$ 37.87



ITEM		SIZE INCHES	WEIGHT POUNDS	MINIMUM ORDER QTY	ESTIMATED LEAD TIME	LIST PRICE
64S00	CLAMP ON CROSSOVER 	3/4"	0.56	80	75 days	\$ 5.34
64S00		1"	0.55	75		\$ 5.31
64S00		1 1/4"	0.83	50		\$ 7.92
64S00		1 1/2"	1.09	40		\$ 10.49
64S00		2"	1.43			\$ 12.25
64S00	90° CROSSOVER 	3/4"	0.44	80	75 days	\$ 5.33
64S00		1"	0.65	60		\$ 5.79
64S00		1 1/4"	1.02	40		\$ 8.56
64S00		1 1/2"	1.19	30		\$ 8.92
64S00		2"	1.86	18		\$ 17.92
64S00	REDUCING 90° CROSSOVER 	1 1/4" x 1"	0.82	40	75 days	\$ 8.56
64S00		1 1/2" x 1"	0.92	30		\$ 8.82
64S00		1 1/2" x 1 1/4"	1.07	30		\$ 10.25
64S00		2" x 1 1/2"	1.47			\$ 14.08
64S00	COMBINATION SOCKET 	3/4"	0.61		75 days	\$ 6.09
64S00		1"	0.98	40		\$ 8.60
64S00		1 1/4"	1.45	30		\$ 13.68
64S00		1 1/2"	1.74	20		\$ 16.57
64S00	DOUBLE SWIVEL COMBINATION 	3/4"	1.47	30	75 days	\$ 14.25
64S00		1"	2.29	25		\$ 18.41
64S00		1 1/4"	2.88	15		\$ 22.80
64S00		1 1/2"	3.28	10		\$ 23.19
64S00		2"	4.54			\$ 43.03

ITEM		SIZE INCHES	WEIGHT POUNDS	MINIMUM ORDER QTY	ESTIMATED LEAD TIME	LIST PRICE
64S00	DOUBLE MALE SECTION OF SWIVEL 	3/4"	0.47	90	75 days	\$ 4.52
64S00		1"	0.75	75		\$ 5.64
64S00		1 1/4"	0.89	60		\$ 6.49
64S00		1 1/2"	0.98	60		\$ 6.63
64S00		2"	1.24	30		\$ 11.88
64S00	90° CORNER SWIVEL COMBINATION 	3/4"	1.46	35	75 days	\$ 14.15
64S00		1"	2.26	20		\$ 17.77
64S00		1 1/4"	2.61	15		\$ 22.21
64S00		1 1/2"	3.30	10		\$ 26.09
64S00	90° CORNER SWIVEL MALE SECTION 	3/4"	0.46	80	75 days	\$ 4.42
64S00		1"	0.72	70		\$ 5.00
64S00		1 1/4"	0.62	60		\$ 6.00
64S00		1 1/2"	1.00	50		\$ 9.61
64S00		2"	1.13	30		\$ 10.83
64S00	SWIVEL BASE 	3/4"	1.29	36	75 days	\$ 12.39
64S00		1"	1.56	30		\$ 12.87
64S00		1 1/4"	1.78	24		\$ 13.26
64S00		1 1/2"	1.93	20		\$ 13.54
64S00		2"	2.44			\$ 25.45
64S00	MALE SWIVEL LOCATING FLANGE 		0.79	60	75 days	\$ 6.05
64S00		1"	0.79			\$ 7.55
64S00		1 1/4"	0.79			\$ 6.05
64S00		1 1/2"	0.79	50		\$ 6.05
64S00	SINGLE SIDED MESH PANEL 	3/4"	0.14		75 days	\$ 2.29
64S00		1"	0.17			\$ 2.23
64S00		1 1/4"	0.18	100		\$ 2.69
64S00		1 1/2"	0.18	100		\$ 2.89
64S00		2"	0.20			\$ 3.16

ITEM		SIZE INCHES	WEIGHT POUNDS	MINIMUM ORDER QTY	ESTIMATED LEAD TIME	LIST PRICE
64S00	DOUBLE SIDED MESH PANEL 	3/4"	0.23		75 days	\$ 2.98
64S00		1"	0.25			\$ 3.16
64S00		1 1/4"	0.27	100		\$ 3.12
64S00		1 1/2"	0.27	100		\$ 3.31
64S00		2"	0.30			\$ 3.38
64S00	SINGLE SWIVEL COMBINATION 	3/4"	0.84	40	75 days	\$ 8.15
64S00		1"	1.33	40		\$ 10.18
64S00		1 1/4"	1.70	35		\$ 11.59
64S00		1 1/2"	1.89	25		\$ 13.89
64S00		2"	2.68	8		\$ 27.79
64S00	FEMALE SECTION OF SWIVEL 	3/4"	0.49	60	75 days	\$ 4.69
64S00		1"	0.71	50		\$ 6.22
64S00		1 1/4"	0.93	40		\$ 7.83
64S00		1 1/2"	1.09	40		\$ 8.57
64S00		2"	1.59	20		\$ 17.63
64S00	SINGLE MALE SECTION OF SWIVEL 	3/4"	0.34	120	75 days	\$ 3.29
64S00		1"	0.56	100		\$ 5.32
64S00		1 1/4"	0.71	80		\$ 6.03
64S00		1 1/2"	0.75	80		\$ 7.15
64S00		2"	1.03	40		\$ 9.89
64S00	SIDE OUTLET TEE 	3/4"	0.74	50	75 days	\$ 7.27
64S00		1"	1.05	35		\$ 10.53
64S00		1 1/4"	1.61	20		\$ 15.32
64S00		1 1/2"	1.97	15		\$ 16.39
64S00		2"	3.17	10		\$ 30.86
64S00		1/2"	0.59	80		\$ 5.70
64S00	ADD-ON SIDE OUTLET TEE 	1 1/2"	3.20		75 days	\$ 30.73

ITEM		SIZE INCHES	WEIGHT POUNDS	MINIMUM ORDER QTY	ESTIMATED LEAD TIME	LIST PRICE
64S00	LOCKING COLLAR 	3/4"	0.19	200	75 days	\$ 1.81
64S00		1"	0.25	160		\$ 2.45
64S00		1 1/4"	0.30	120		\$ 2.94
64S00		1 1/2"	0.32	100		\$ 3.10
64S00	HOOK 	3/4"	0.35		75 days	\$ 2.93
64S00		1"	0.39			\$ 4.88
64S00		1 1/4"	0.45			\$ 5.54
64S00		1 1/2"	0.46	100		\$ 5.69
64S00	PLUG 	3/4"	0.10		75 days	\$ 3.90
64S00		1"	0.13			\$ 3.90
64S00		1 1/4"	0.24	150		\$ 4.41
64S00		1 1/2"	0.32	120		\$ 5.69
64S00		2"	0.54			\$ 7.88
64S00	EAVES FITTING 	1 1/2"	2.68	6	75 days	\$ 25.39
64S00	RIDGE FITTING 	1 1/2"	2.36	6	75 days	\$ 20.20
64S00	DOUBLE SIDED FIXING BRACKET 	3/4"	0.67		75 days	\$ 6.54
64S00		1"	0.64			\$ 6.33
64S00		1 1/4"	0.81	40		\$ 9.98
64S00		1 1/2"	0.94	40		\$ 10.41

ITEM		SIZE INCHES	WEIGHT POUNDS	MINIMUM ORDER QTY	ESTIMATED LEAD TIME	LIST PRICE
64S00	ADJUSTABLE FIXING BRACKET 	3/4"	0.49		75 days	\$ 4.88
64S00		1"	0.49			\$ 4.64
64S00		1 1/4"	0.64	60		\$ 6.32
64S00		1 1/2"	0.71	50		\$ 6.77
64S00	GUARD HOOK 	1 1/2"	1.78	15	75 days	\$ 19.52
64S00			0.57	20	75 days	\$ 5.50
64S00			0.76	20		\$ 7.25
64S00			0.49	20		\$ 4.47
64S00	HEAVY DUTY SIDE PALM 	1"	2.12	15	75 days	\$ 19.58
64S00		1 1/4"	2.62	15		\$ 26.36
64S00		1 1/2"	2.35	16		\$ 26.36
64S00	FLANGE WITH TOEBOARD ADAPTOR 	1 1/4"	4.80	10	75 days	\$ 40.52
64S00		1 1/2"	4.78	10		\$ 38.18
64S00	SLOPE BASE FLANGE 11° - 29° 	1 1/2"	3.25	13	75 days	\$ 31.22

ITEM		SIZE INCHES	WEIGHT POUNDS	MINIMUM ORDER QTY	ESTIMATED LEAD TIME	LIST PRICE
64S00	SLOPE SHORT TEE 11° - 29°	1 1/2"	1.89	15	75 days	\$ 18.17
						
64S00	SLOPE LONG TEE 11° - 29°	1 1/2"	2.30	12	75 days	\$ 22.07
						
64S00	SLOPE CROSS MIDDLE RAIL 11° -29°	1 1/2"	2.26	15	75 days	\$ 21.66
	